

Self Contained Ice Machine up to 24,5 Kg



Routine Maintenance Alarm



Front ON-OFF Switch



Storage bin antibacterial pouch & holder

Spray bar quick disconnect




Proximity condenser air filter



Easy bin access



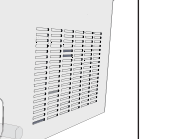
Hygienic scoop holder



Patented anti-Scale system



Available as optional KITEGSSOCKET



Features

- Produces individual Gourmet crystal clear supercubes
- Up to 24,5 kg daily ice cubes production
- Up to 9 kg (20 lbs) ice storage capacity
- Resistant stainless steel exterior
- Simple and reliable electromechanic controls
- Front panel in& out airflow (air-cooled model only) for built-in installation
- Front access condenser air filter, removable and washable (air cooled version only)
- Easily accessible front panel mount ON-OFF Switch
- Routine Maintenance visible alarm light on front panel
- Ergonomically designed ice storage access, with disappearing door.
- Door-closing movement dampening system
- Vapor-based microbial control system pouch in ice storage area
- Water system protected by patented anti-scale system
- Optional PWD System for remote water drain (easy-fit installation)
- AgION antimicrobial agent embedded in moulded plastics parts
- CFC-free R-134a Refrigerant
- 3 years manufacturer warranty

AC 46 Technologies



Model	Icon	10°: 10°C			21°: 15°C			Dimensions			
		[kg]	[lbs]	N°*	[kg]	[lbs]	N°*	[kg]	[lbs]	N°*	
AC 46 AS		24,5	54	1225	22	48	1100	9	20	450	[WxDxH mm] 386x600x645
AC 46 WS		24,5	54	1225	22,5	49	1125	9	20	450	[WxDxH inches] 15 3/16"x23 5/8"x25 3/8"

[v/Hz/ph]
 230/50/1

R 134a

*Estimate number of small, medium or large size gourmet cubes.
Optional: PWD System.

This product qualifies for the following listings:



3 Years Warranty

Subject to certain limitations and exclusions

Medium Gourmet
20 g



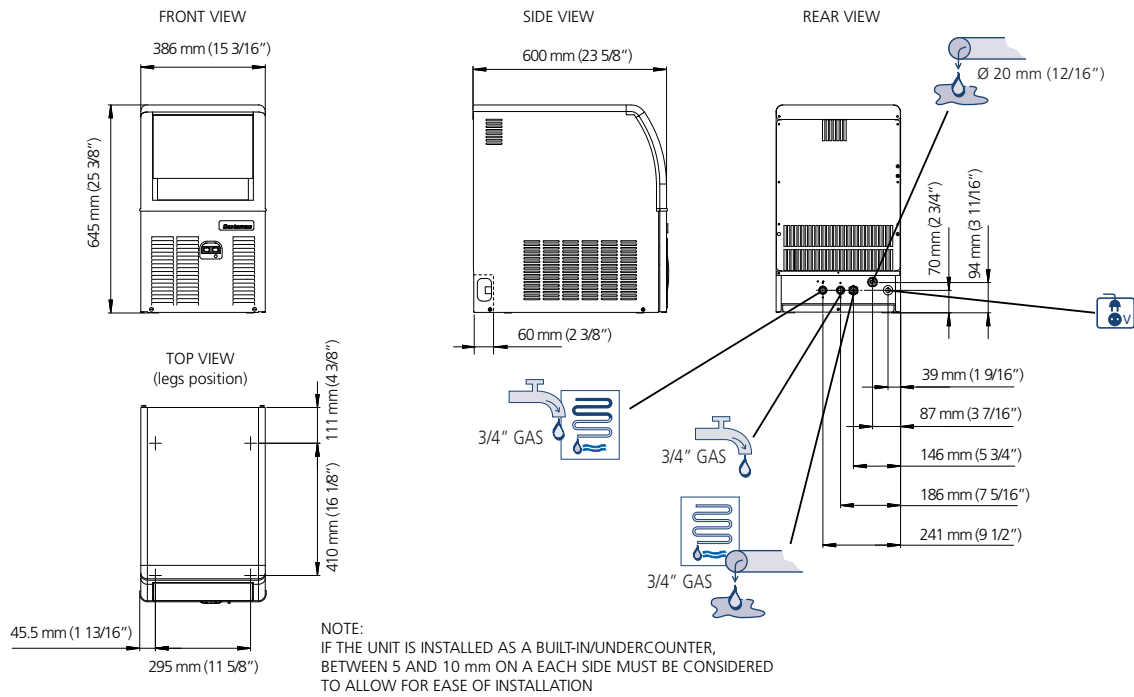
Ø 29 x H 34 mm

Certified ISO 9001:2000

www.scotsman-ice.it
www.scotsman-ice.com
www.scotsman-ice-on-tablet.com

Models and specifications are subject to change without notice.

Self Contained Ice Machine up to 24,5 Kg



AC 46 AIR COOLED

°C \ °F	50° 10°	60° 15°	70° 21°	90° 32°	
10°	24.5	24	23.5	22.5	kg
50°	54	53	52	49	lbs
21°	22.5	22	21.5	20.5	kg
70°	49	48	47	45	lbs
32°	19.5	19	18.5	17.5	kg
90°	43	42	41	41	lbs
38°	18	17.5	17	16	kg
100	39	38	37	35	lbs



AC 46 WATER COOLED

°C \ °F	50° 10°	60° 15°	70° 21°	90° 32°	
10°	24.5	24	23.5	22.5	kg
50°	54	53	52	49	lbs
21°	23	22.5	22	21	kg
70°	50	49	48	45	lbs
32°	22	21.5	21	20	kg
90°	48	47	45	40	lbs
38°	20	19.5	19	18	kg
100	40	43	42	39	lbs



Minimum	Maximum
10°C (50°F)	40°C (104°F)
5°C (41°F)	35°C (95°F)
-10%	+10%
1 BAR 14 psi	5 BAR 70 psi

Model	Cooling Type	Capacity [Btu/h] [W]	Ice Size [Ømm ²]	Power [W]	FUSE	Weight [kWh] - 100 Kg	Water [l/h]	Water [gal/h]	Weight [kg] [lbs]	Weight [kg] [lbs]
AC 46 AS	Air Cooled	2730 800	1,5	400	10	40,8	3.2	0.84	35 77	42 93
AC 46 WS	Water Cooled	2730 800	1,5	400	10	31	27.3	7.2	35 77	42 93