

## Self Contained Ice Machine up to 32,5 Kg




Routine Maintenance Alarm



Front ON-OFF Switch



Spray bar quick disconnect



Proximity condenser air filter



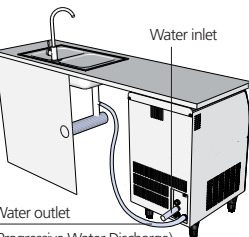
Patented anti-Scale system



Easy bin access



Hygienic scoop holder



Available as optional KITLEGSSOCKET



Water outlet  
(Progressive Water Discharge)

WATER DISCHARGE up to 15 mt away and 1.7 mt high with PWD

### Features

- Produces individual Gourmet crystal clear supercubes
- Up to 32,5 kg daily ice cubes production
- Up to 12,5 kg (27 lbs) ice storage capacity
- Resistant stainless steel exterior
- Simple and reliable electromechanic controls
- Front panel in& out airflow (air-cooled model only) for built-in installation
- Front access condenser air filter, removable and washable (air cooled version only)
- Easily accessible front panel mount ON-OFF Switch
- Routine Maintenance visible alarm light on front panel
- Ergonomically designed ice storage access, with disappearing door.
- Door-closing movement dampening system
- Vapor-based microbial control system pouch in ice storage area
- Water system protected by patented anti-scale system
- **PWD System** for remote water drain (easy-fit installation)
- AgION antimicrobial agent embedded in moulded plastics parts
- CFC-free R-134a Refrigerant
- 3 years manufacturer warranty

### EC 56 Technologies



Model	Compressor	10°: 10°C			21°: 15°C			Ice Storage Capacity	Dimensions (WxDxH mm)		
		[kg]	[lbs]	N°*	[kg]	[lbs]	N°*			[kg]	[lbs]
ECS 56 AS	☼	25	55	3125	22,5	49,5	2810	12,5	27	1560	[WxDxH mm] 386x600x693
ECM 56 AS	☼	31,5	69	1575	29	64	1450	12,5	27	625	[WxDxH inches] 153/16"x235/8"x275/16"
ECM 56 WS	☼	32,5	71	1625	29	64	1450	12,5	27	625	
ECL 56 AS	☼	31	68	795	28,5	63	730	12,5	27	320	

\*Estimate number of small, medium or large size gourmet cubes.  
Standard legs 133 mm high included.

This product qualifies for the following listings:



**3** Years Warranty

Subject to certain limitations and exclusions

Small Gourmet  
8 g



Ø 21 x H 25 mm

Medium Gourmet  
20 g



Ø 29 x H 34 mm

Large Gourmet  
39 g



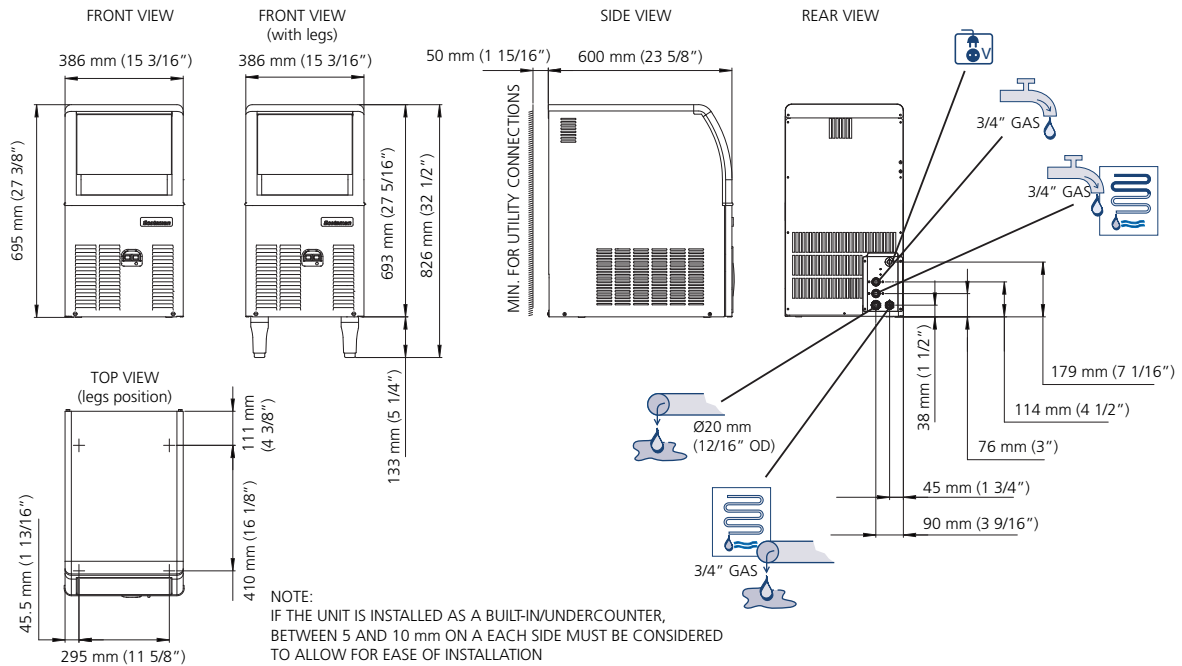
Ø 38 x H 41 mm

Certified ISO 9001:2000

[www.scotsman-ice.it](http://www.scotsman-ice.it)  
[www.scotsman-ice.com](http://www.scotsman-ice.com)  
[www.scotsman-ice-on-tablet.com](http://www.scotsman-ice-on-tablet.com)

Models and specifications are subject to change without notice.

## Self Contained Ice Machine up to 32,5 Kg



### EC 56 AIR COOLED

°C / °F	50° / 10°		60° / 15°		70° / 21°		90° / 32°	
	10°	31.5	30	28.5	25.5	kg		
50°	69	66	63	56	lbs			
21°	30.5	29	27.5	24.5	kg			
70°	67	64	60	54	lbs			
32°	27	25.5	24	21	kg			
90°	59	56	53	46	lbs			
38°	25.5	24	22.5	19.5	kg			
100	56	53	49	43	lbs			



### EC 56 WATER COOLED

°C / °F	50° / 10°		60° / 15°		70° / 21°		90° / 32°	
	10°	32.5	31	29.5	26.5	kg		
50°	71	68	65	58	lbs			
21°	30.5	29	27.5	24.5	kg			
70°	67	64	60	54	lbs			
32°	30	28.5	27	24	kg			
90°	66	63	59	53	lbs			
38°	29	27.5	26	23	kg			
100	64	60	57	51	lbs			



Minimum	Maximum
10°C (50°F)	40°C (104°F)
5°C (41°F)	35°C (95°F)
-10%	+10%
1 BAR 14 psi	5 BAR 70 psi

Model	Compressor	Capacity [Btu/h] [W]	Condenser [Ømm <sup>2</sup> ] [W]	FUSE	Weight [kg] [lbs]	Water [l/h]	Ice [kg/h]	Weight [kg] [lbs]	Weight [kg] [lbs]
EC S 56 AS	+	2730 800	1,5 400	10	38,6	3.1	0.82	38 84	45 99
EC M 56 WS	+	2730 800	1,5 400	10	33	3.7	0.99	38 84	45 99
EC M 56 AS	~	2730 800	1,5 400	10	26	20.2	5.34	38 84	45 99
EC L 56 AS	+	2730 800	1,5 400	10	33	4.2	1.1	38 84	45 99