

## Self Contained Ice Machine up to 39 Kg



### Features

- Produces individual Gourmet crystal clear supercubes
- Up to 39 kg (86 lbs) daily ice cubes production
- Up to 19 kg (42 lbs) ice storage capacity
- Resistant stainless steel exterior
- Simple and reliable electromechanic controls
- Front panel in & out airflow (air-cooled model only) for built-in installation
- Front access condenser air filter, removable and washable (air cooled version only)
- Easily accessible front panel mount ON-OFF Switch
- Routine Maintenance visible alarm light on front panel
- Ergonomically designed ice-storage access, with disappearing door
- Door-closing movement dampening system
- Vapor-based microbial control system pouch in ice-storage area
- Water system protected by patented anti-scale system
- Optional PWD System for remote water drain (easy-fit installation)
- AgION antimicrobial agent embedded in moulded plastics parts
- CFC-free R-134a Refrigerant
- 3 years manufacturer warranty

Routine Maintenance Alarm



Front ON-OFF Switch

Storage bin antibacterial pouch & holder



Spray bar quick disconnect



Proximity condenser air filter



Patented anti-Scale system



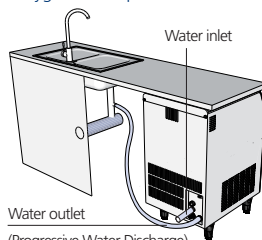
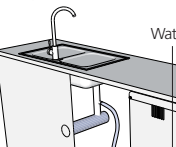
Easy bin access



Available as optional KITLEGSEXT000



Hygienic scoop holder



Water outlet  
(Progressive Water Discharge)



WATER DISCHARGE up to 15 mt away and 1.7 mt high with PWD

### EC 86 Technologies



Model	Compressor	10°: 10°C			21°: 15°C			Dimensions (mm)
		[kg]	[lbs]	N° <sup>24h</sup>	[kg]	[lbs]	N° <sup>24h</sup>	
ECS 86 AS	+	38	84	4750	35,5	78	4430	530x600x795/915
ECM 86 AS	-	38	84	1990	35	77	1750	20"x23"x31"/36"
ECM 86 WS	-	39	86	1950	35	77	1750	
ECL 86 AS	-	36	80	923	33	73	846	

\*Estimate number of small, medium or large size gourmet cubes.  
Standard legs 120 mm high included.

Small Gourmet  
8 g



Ø 21 x H 25 mm

Medium Gourmet  
20 g



Ø 29 x H 34 mm

Large Gourmet  
39 g



Ø 38 x H 41 mm

This product qualifies for the following listings:



**3** Years Warranty

Subject to certain limitations and exclusions

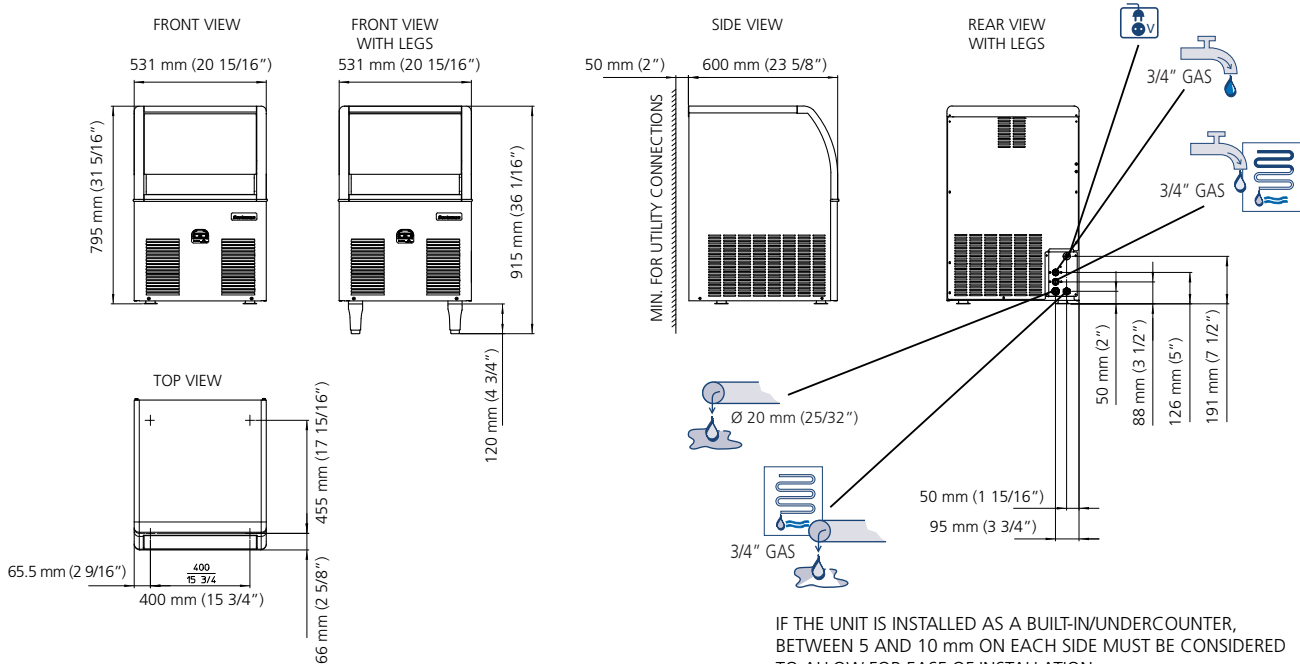
Certified ISO 9001:2000

[www.scotsman-ice.it](http://www.scotsman-ice.it)  
[www.scotsman-ice.com](http://www.scotsman-ice.com)  
[www.scotsman-ice-on-tablet.com](http://www.scotsman-ice-on-tablet.com)

Models and specifications are subject to change without notice.

Other models in this range:  
EC 46 - EC 56 - EC 106 - EC 126  
EC 206 - EC 176 - EC 226

## Self Contained Ice Machine up to 39 Kg



### EC 86 AIR COOLED

°C °F	50° 10°		60° 15°		70° 21°		90° 32°		kg lbs
	10°	50°	84	80	77	74	67	60	
10°	38	36.5	35	32	32	30.5	27.5	24.5	kg
50°	84	80	77	70	70	67	60	54	lbs
21°	36.5	35	33.5	30.5	30.5	27.5	24.5	21.5	kg
70°	80	77	74	67	67	60	54	48	lbs
32°	33.5	32	30.5	27.5	27.5	24.5	21.5	18.5	kg
90°	73	70	67	60	60	54	48	42	lbs
38°	30.5	29	27.5	24.5	24.5	21.5	18.5	16.5	kg
100	67	64	60	54	54	48	42	36	lbs



### EC 86 WATER COOLED

°C °F	50° 10°		60° 15°		70° 21°		90° 32°		kg lbs
	10°	50°	86	84	82	77 <th>70 </th>	70		
10°	39	38	37	35	35	32	30	29.5	kg
50°	86	84	82	77	77	70	66	65	lbs
21°	36	35	34	32	32	30	27.5	25.5	kg
70°	79	77	75	70	70	66	60	58	lbs
32°	34	33	32	30	30	27.5	25.5	23.5	kg
90°	75	73	70	66	66	60	56	54	lbs
38°	33.5	32.5	31.5	29.5	29.5	27.5	25.5	23.5	kg
100	74	72	69	65	65	60	56	54	lbs



Minimum	Maximum
10°C (50°F)	40°C (104°F)
5°C (41°F)	35°C (95°F)
-10%	+10%
1 BAR 14 psi	5 BAR 70 psi

Model	Compressor	Capacity [Btu/h] [W]	Condenser Area [Ømm²]	Power [W]	FUSE	Energy [kWh] - 100 Kg	Water [l/h]	Ice [kg/h] [gal/h]	Weight [kg] [lbs]
ECS 86 AS	Compressor	4800 1200	1,5	480	10	31	5.8	1.5	46 101
ECM 86 AS	Compressor	4800 1200	1,5	480	10	31	6	1.6	46 101
ECM 86 WS	Water Cooled	4800 1200	1,5	480	10	28	42.5	11.2	46 101
ECL 86 AS	Compressor	4800 1200	1,5	480	10	31	4.4	1.2	46 101